

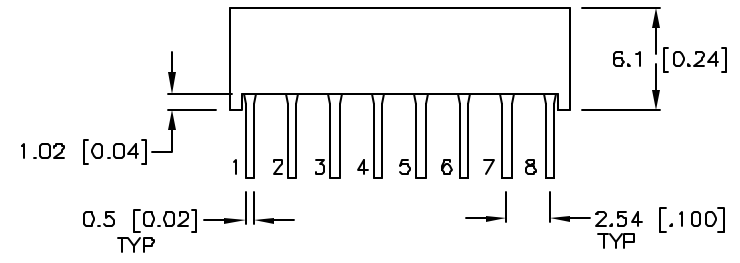
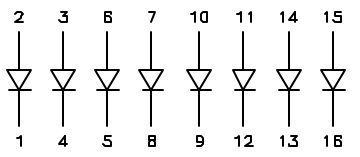
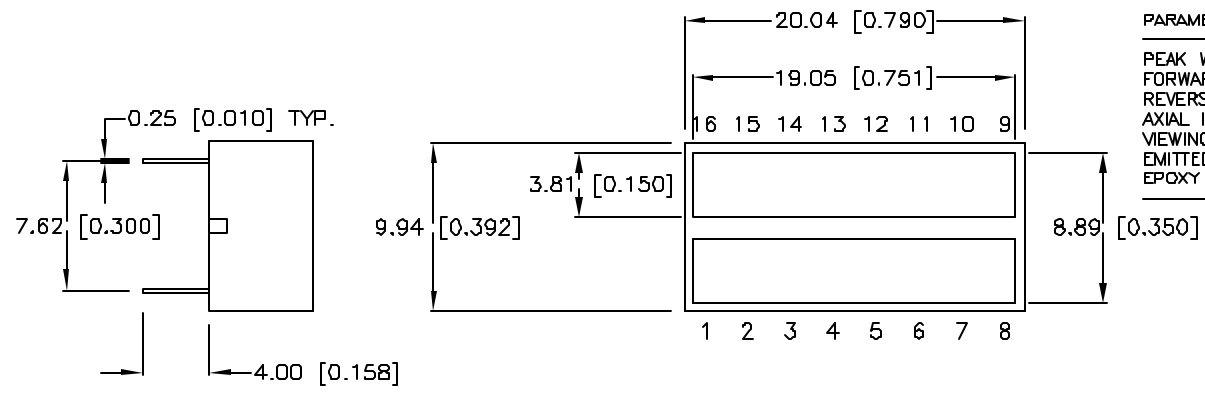
DATE	REVISIONS	REV
4-8-96	E.C.N.# 10144./	A

DRAWING NUMBER	REV
SSB-LXF100SRW	A

UNCONTROLLED DOCUMENT

ELECTRO-OPTICAL CHARACTERISTICS  $T_A=25^{\circ}\text{C}$   $I_f=20\text{mA}$

PARAMETER	MIN	TYP	MAX	UNITS	TEST COND
PEAK WAVELENGTH		660 (RED)		nm	
FORWARD VOLTAGE		1.7	2.2	$V_f$	
REVERSE VOLTAGE	5.0			$V_r$	$I_r=100\mu\text{A}$
AXIAL INTENSITY		80		mcd	$I_f=20\text{mA}$
VIEWING ANGLE		160		2x theta	
EMITTED COLOR		RED			
EPOXY LENS FINISH		MILKY WHITE DIFFUSED			



LIMITS OF SAFE OPERATION PER CHIP AT 25°C

PARAMETER	MAX	UNITS
PEAK FORWARD CURRENT*	150	mA
STEADY CURRENT	30	mA
POWER DISSIPATION	100	mW
DERATE FROM 25°C	-0.5	mW/°C
OPERATING, STORAGE TEMP	-40 TO +85	°C
LEAD SOLDERING TEMP	+230	°C
2.0mm FROM BODY		3 SEC. MAX

\*  $t < 10\mu\text{s}$

UNIT: mm [INCHES]  
TOLERANCE:  $\pm 0.25$  [ $\pm 0.01$ ] UNLESS OTHERWISE SPECIFIED

**RELIABILITY NOTE**  
OUR MANY YEARS OF EXPERIENCE DATA ACCUMULATION INDICATE THAT SOLDER HEAT IS A MAJOR CAUSE OF EARLY AND FUTURE FAILURE. PLEASE PAY ATTENTION TO YOUR SOLDERING PROCESS.

UNCONTROLLED DOCUMENT

<b>LUMEX</b> OPTO COMPONENTS INC.		292 E. HELLEN ROAD PALATINE, ILLINOIS 60067 (708) 359-2790	
<small>CONFIDENTIAL INFORMATION THE INFORMATION CONTAINED IN THIS DOCUMENT IS THE PROPERTY OF LUMEX OPTO/COMPONENTS, INC. EXCEPT AS SPECIFICALLY AUTHORIZED IN WRITING BY LUMEX OPTO/COMPONENTS, INC., THE HOLDER OF THIS DOCUMENT SHALL KEEP ALL INFORMATION CONTAINED HEREIN CONFIDENTIAL AND SHALL PROTECT SAME IN WHOLE OR IN PART FROM DISCLOSURE AND DISSEMINATION TO ALL THIRD PARTIES.</small>			
DATE: 3-15-96	DWN:	CHK'D:	APPD:
SCALE: N/A			
19.05mm x 8.89mm 2 WINDOW, LIGHT BAR, RED, MILKY WHITE DIFFUSED			
PAGE 1 OF 1	DRAWING NUMBER SSB-LXF100SRW		REV A

OK